

## Recessed Square 3D Led Panel 10 W

In order to ensure a unified distribution of light resulting in comfortable indoor lighting conditions, our LED panels are assisted by special optical lenses. In addition, this type of panel is not only easy to install and use, but it also offers excellent light quality. This innovative range of recessed ceiling lights is also an economical and environmentally friendly solution. This type of indoor lighting can be used in many places, including homes, offices, restaurants, hotels, and supermarkets.

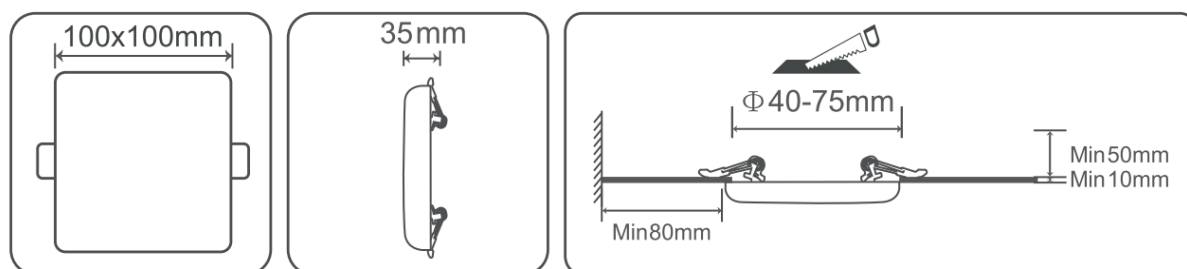


### Product Data

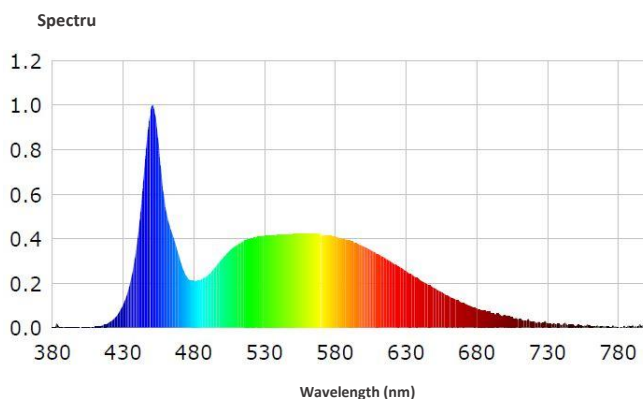
General characteristics	
Type: Led	SMD
Lifespan	25,000 hrs
Switching cycle	X 12500
Dimmable	No
Photometry and calorimetry	
Beam Emission Angle	120 °
Luminous flux	1050 lm
Luminous efficiency	105 lm/W
Correlated Color Temperature	3000 / 4000 / 8000 K
Color rendering index	80
Electrical characteristics	
Input voltage	220 – 240 V
Input Frequency	50 Hz
Power Consumption	10 W
Power factor	≥ 0.5
Temperature	
Operating Temperature	-20 to +40 °C
Standards and recommendations	
Energy class	A+
Logistics data	
Package Dimensions	95 x 38 x 103 mm
Pieces per carton	60

## Recessed Square 3D Led Panel 10 W

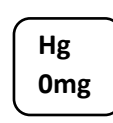
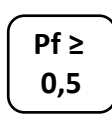
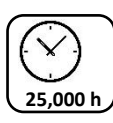
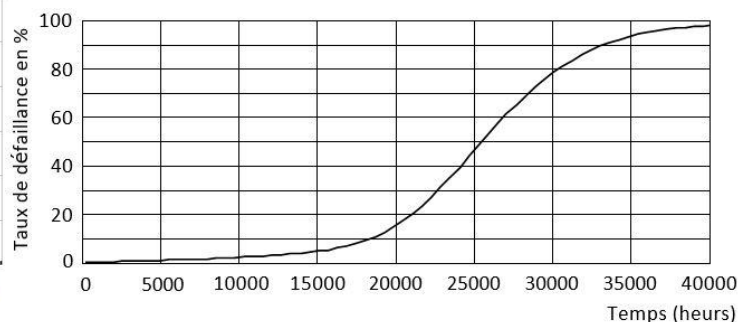
### Dimensional Diagram



### Photometric curve



### Lifespan



Id : 9105023295



**LUMTEC**<sup>®</sup>  
LIGHT IS LED  
[www.lumtec.tn](http://www.lumtec.tn)  
[Contact@lumtec.tn](mailto:Contact@lumtec.tn)