

Flame lamp C37 E14

Characterized by a transparent, elegant style and innovative LED technology, this decorative bulb emits a pure and delicate light, which brings a touch of tranquility to the atmosphere of your interior.



Product Data

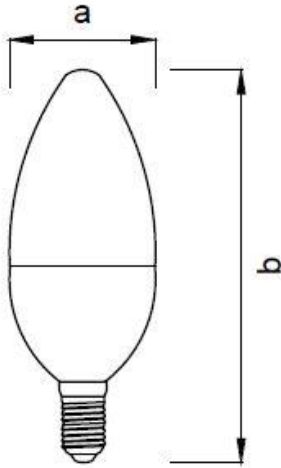
General characteristics	
Base	E14
Type: Led	SMD
Lifespan	25,000 hrs
Switching cycle	X 12500
Dimmable	No
Photometry and calorimetry	
Beam Emission Angle	230 °
Luminous flux	≥ 400 / ≥ 480 lm (Depending on power)
Luminous efficiency	≥ 80 lm/W
Correlated Color Temperature	4000 – 10,000 K
Color rendering index	80
Electrical characteristics	
Input voltage	220 – 240 V
Input Frequency	50 Hz
Power Consumption	5 / 6 W (Depending on choice)
Equivalent power	35 / 40 W (Depending on power)
Normal boot time	0.5 s
Temperature	
Operating Temperature	-20 to +40 °C
Standards and recommendations	
Energy class	A+
Logistics data	
Package Dimensions	38 x 38 x 106 mm
Pieces per carton	100




LIGHT IS LED

Flame lamp C37 E14

Dimensional Diagram

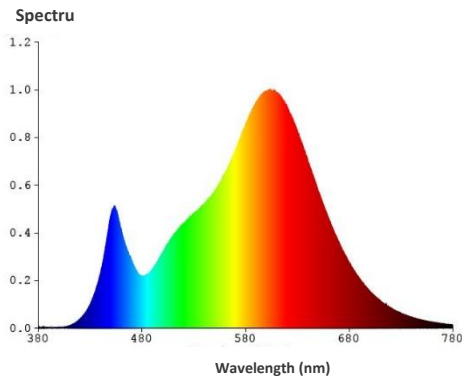


Energy label

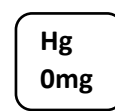
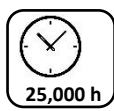
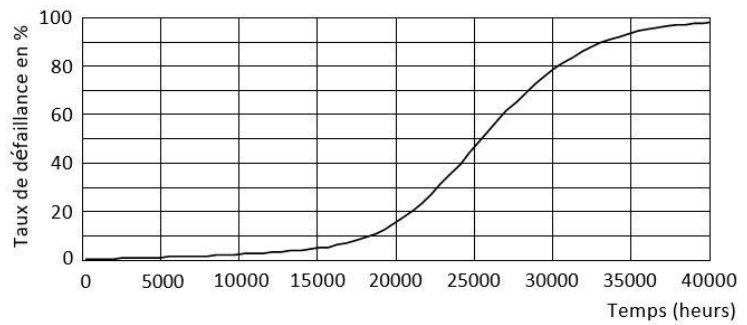


Product	a	b
Flame lamp C37 E14	37 mm	100 mm

Photometric curve



Lifespan



Id : 9105023295



LIGHT IS LED



www.lumtec.tn



Contact@lumtec.tn