

Surface mounted round Led panel 20 W



The surface mounted Led panel is formed with optical lenses on each Led ensuring a unified distribution of light.

This type of panel is also easy to install, which is why it is found in various applications such as at a house, office, restaurant, hotel, supermarket, and so on.

Product data

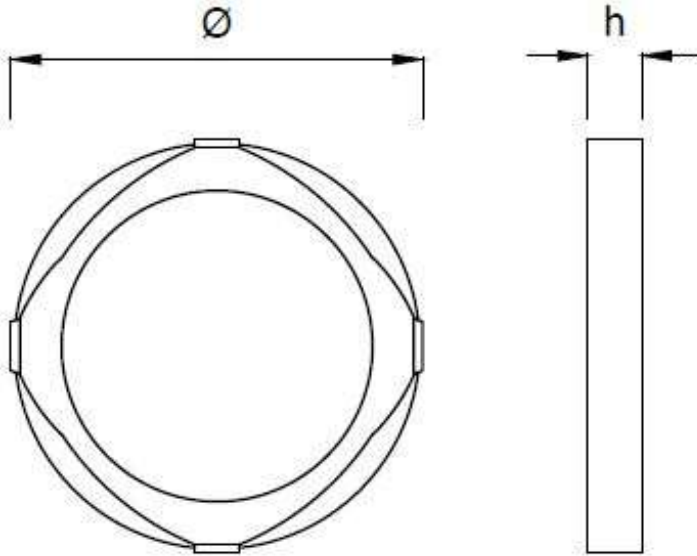
General information	
LED type	SMD
Nominal lifetime	25 000 h
Number of switch cycles	X 12500
Dimmable	No
Light characteristic	
Beam angle	120 °
Nominal luminous flux	≥ 1600 lm
Efficacy	≥ 80 lm/W
Temperature of correlated color	4000 – 8000 k (According to choice)
Color rendering index	80
Electrical features	
Input voltage	220 – 240 V
Input frequency	50 Hz
Absorbed power	20 W
Power factor	≥ 0.5
Temperature	
Operating temperature	-20 to +40 °C
Standards	
Energy Efficiency Class	A+
Package data	
Package dimensions	175 x 32 x 175 mm
Packaging by box	20



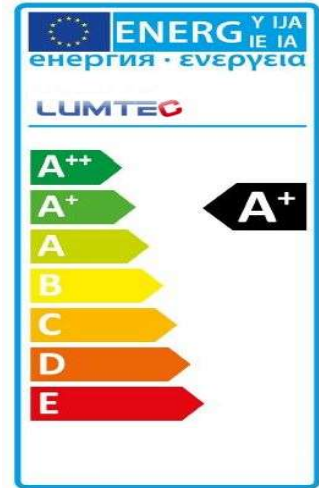
LIGHT IS LED

Surface mounted round Led panel 20 W

Dimensional drawing

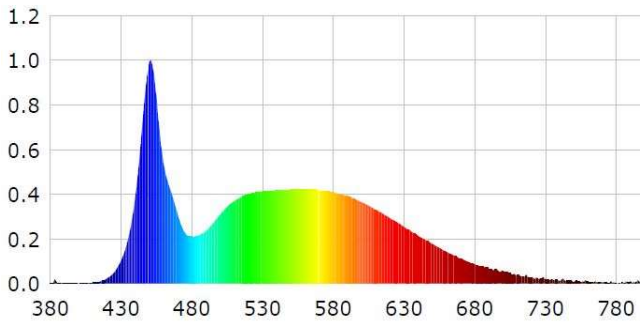


Energy efficiency label

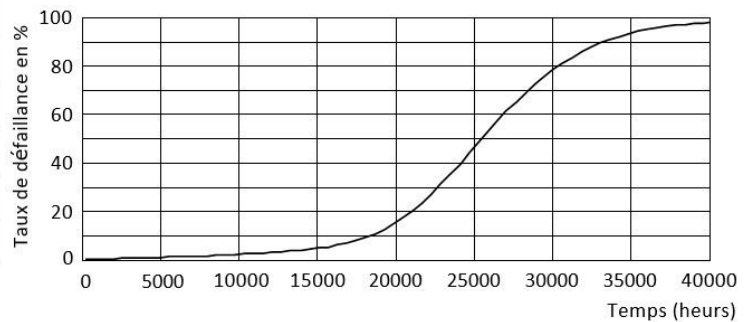


Product	Ø	h
Surface mounted round led panel 20 w	170 mm	28 mm

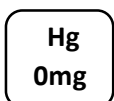
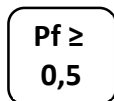
Photometric



Life time



Id : 9105023295



LIGHT IS LED



www.lumtec.tn



Contact@lumtec.tn



Contact@kacem-electronic.com